



**HOLZBEARBEITUNG**  
**WOODWORKING**




HARTMETALL

CARBIDE



**GESTEIN**  
**STONE**



**METALLBEARBEITUNG**  
**METALWORKING**



**VERSCHLEISSCHUTZ**  
**WEAR PARTS**



## WIR ÜBER UNS

Seit über 40 Jahren unterstützen wir unsere Kunden im In- und Ausland mit höchster Qualität unserer Erzeugnisse in der Fertigung und unserer vielfältigen Produktpalette. Diese hohen Standards beginnen bereits mit der Beschaffung der Rohstoffe und setzen sich in der Produktion durch Einsatz modernster Fertigungsanlagen und optimierter Fertigungsprozesse fort.

Unsere Kunden wissen unser Engagement zu schätzen und halten uns die Treue. Das macht uns stolz und spornt uns an, qualitativ sowie quantitativ kontinuierlich weiter zu entwickeln und neue Maßstäbe zu setzen.

Dies gilt für etablierte Produkte in verschiedensten Abmessungen und Ausführungen sowie für neue Anfragen bis hin zur Fertigung von speziellen Sonderteilen.

Der Hartmetallmarkt verändert sich global in einem rasanten Tempo. Deshalb haben wir rechtzeitig strategische Schritte zur Sicherung der benötigten Rohstoffe, insbesondere Wolfram, in China unternommen und damit die zuverlässige Versorgung für unsere Kunden sichergestellt.

Die kurzen Durchlaufzeiten sind das Ergebnis der optimierten Fertigung sowie der ausgezeichneten logistischen Abwicklung.

**Durch Qualität und stetige Weiterentwicklung gehören wir nun schon seit mehr als 40 Jahren zu den namhaften Hartmetall-Herstellern auf dem Gebiet der Holz- und Metallbearbeitung.**



## **ABOUT US**

*More than 40 years we are supporting our customers in our domestic and foreign markets with highest quality of Tungsten Carbide products and a wide product range. The high standards already begin with selection of first-class raw materials and continues in production by use of modern manufacturing machines and optimized manufacturing processes.*

*Our loyal customers appreciate our commitment and rely on us as a reliable and competitive partner on Tungsten Carbide products. Our main motivation is to continuously develop our competitiveness in terms of quality and setting new standards.*

*This applies to our established products such as T.C. Saw Tips, T.C. Bars, T.C. Rods or T.C. Inserts in various dimensions and executions, as well as to new inquiries for the production of special Tungsten Carbide parts.*

*The tungsten carbide market is changing rapidly worldwide. That's why we took strategic steps in time to secure access to the necessary raw materials mainly tungsten directly in China, which enables us to ensure reliable and competitive supplies for our customers. Short lead times are the result of our optimized production and excellent logistics.*

***Due to constant development and quality we have been one of the well-known carbide manufacturers in the sector of wood- and metalworking for more than 40 years.***

# HARTMETALL SORTEN

## TUNGSTEN CARBIDE GRADES

Sorte Grade	Korngröße Grain size	Kobaltgehalt Cobaltcontent %	Dichte Density g/cm <sup>3</sup>	Härte Hardness		Biegebruchfestigkeit Transverse rupture strenght N/mm <sup>2</sup>
				HV30	HRA	
WK03SMG	Ultrafine	3,0	15,15	2.060	94,2	3.000
WKC3+	Ultrafine	3,0	15,15	2.090	94,3	2.600
WKC3	Submicron	3,3	15,10	2.120	94,6	2.400
WKC2	Submicron	3,3	15,20	2.120	94,6	2.400
WKC10	Fine	4,5	14,95	1.790	93,0	3.000
WKC1-NEO	Submicron	4,8	14,95	2.030	94,1	2.400
WKC8+	Submicron	4,2	15,20	1.885	93,4	2.300
WKC8	Submicron	5,0	14,85	1.910	93,6	2.400
WK01F	Fine	6,5	14,80	1.650	92,0	2.200
WK10M	Medium	6,0	14,90	1.510	91,3	2.100
WK15M	Medium	7,0	14,80	1.470	91,0	2.300
WK20M	Medium	8,0	14,70	1.370	90,2	2.500
WK25M	Medium	9,0	14,60	1.260	89,8	2.600
WK32M	Coarse	10,0	14,45	1.140	87,8	2.800
WK40M	Medium	12,0	14,30	1.240	88,8	2.800
WK40F	Medium	11,5	14,35	1.300	89,5	2.600
WP28S	Fine	12,0	11,90	1.550	91,6	2.500
WP30S	Fine	12,0	11,40	1.550	91,6	2.200
WP35S	Fine	12,0	11,40	1.550	91,6	2.200
WK10MG	Submicron	6,5	14,85	1.810	93,1	2.800
WK15MG	Submicron	8,0	14,65	1.685	92,4	3.000
WK20MG	Submicron	10,0	14,45	1.580	91,8	3.800
WK40MG	Submicron	10,0	14,45	1.580	91,8	3.800
WK03UF	Ultrafine	3,0	15,15	2.090	94,3	2.600
WK05UF	Ultrafine	4,5	15,00	2.130	94,8	3.700
WK08UF	Ultrafine	8,0	14,60	1.830	93,2	3.300

Sorte Grade	Korngröße Grain size	Kobaltgehalt Cobaltcontent %	Dichte Density g/cm <sup>3</sup>	Härte Hardness		Biegebruchfestigkeit Transverse rupture strenght N/mm <sup>2</sup>
				HV30	HRA	
WK12UF	Ultrafine	12,0	14,15	1.640	92,2	4.000
WB20	Medium+	7,8	14,80	1.260	89,0	2.250
WB30	Medium+	11,5	14,30	1.120	87,6	2.700
WB40S	Coarse	12,5	14,20	1.070	87,0	2.850
WB40	Medium	15,0	14,00	1.120	87,6	3.000
WB40+	Medium+	15,0	14,00	990	86,0	2.800
WB25G	Coarse	10,0	14,50	960	85,7	2.500
WK20	various	8,5	14,60	1.300	89,5	2.100
WG10	Medium+	6,0	14,85	1.420	90,6	2.800
WG20	Medium+	12,0	14,20	1.180	88,2	3.500
WG30	Medium+	15,0	13,95	1.070	87,0	3.600
WG55	Coarse	22,0	13,25	770	83,0	2.500
WG60	Coarse	25,0	13,00	740	82,5	2.400
WK10Ni+	Medium	10,0 Ni	14,60	1.210	88,0	2.200

**BESTELLUNGEN // ORDERS:**
 Fax: (0049) 26 41-75 63 30 // E-Mail: [info@hartmetall-wilke.de](mailto:info@hartmetall-wilke.de) // [www.hartmetall-wilke.de](http://www.hartmetall-wilke.de)

# HARTMETALL SORTEN ANWENDUNGSGEBIETE HOLZ TUNGSTEN CARBIDE GRADES APPLICATION CHART WOOD



Sorte Grade	Weichholz Softwood	Hartholz Hardwood	Spanplatte Chipboard	MDF/ HDF MDF/ HDF	Rauholz Primary Wood	Papier Paper	NE-Metall, Stahl Non-Ferrous, Metal Steel	Bleche, Eisen, Stahl Ferrous, Metals, Steel
WK03SMG			★★★	★★★				
WKCNC3			★★★	★★★				
WKCNC3+			★★★	★★★				
WKCNC2			★★★	★★★				
WKCNC1-NEO			★★★	★★★				
WK01F	★	★★★	★★★	★				
WKCNC8+	★★	★★★	★★★	★★				
WKCNC8	★★	★★	★					
WK10M	★★	★★	★					
WK20M	★★	★						
WK25M	★							
WK32M					★★★		★	★
WK40M			★		★★★		★	★
WK40F	★★	★						★★
WP28S							★★★	★★
WP30S							★★★	★★
WP35S							★★★	★★


★★★★ Hervorragend // Excellent    ★★★ Sehr gut // Very Good    ★★ Gut // Good    ★ Einsetzbar // Akzeptable

# HARTMETALL SORTEN ANWENDUNGSGEBIETE METALL TUNGSTEN CARBIDE GRADES APPLICATION CHART METAL

Sorte Grade	allgemeine Verwendung General purpose	Holz Wood	Verbundwerkstoff Composites	Kunststoff Plastics	Aluminium Aluminium	Messing & Kupfer Brass & Copper	Graphit Graphite	Eisenguss Cast Iron	gehärteter Stahl Hardened Steels	Stähle Steels	Edelstahl Stainless Steels	Speziallegierungen, Nickellegierungen Super Alloys, Inconel	Titan Titanium
WK10MG	★★	★★	★★	★★	★★	★★	★★	★★	★	★★	★	★	★
WK20MG	★★★	★	★	★	★★	★	★	★★	★★	★★	★	★★	★★
WK40MG	★★★	★	★	★	★★	★	★	★★	★★	★★	★	★★	★★
WK03UF		★★	★★	★★	★	★★	★						
WK05UF		★★	★★	★★	★	★★	★★						
WK08UF	★	★	★★	★★	★★	★★	★		★★		★★	★★	★
WK12UF	★★★				★			★★	★★	★★	★★		

★★★ Sehr gut // Very Good    ★★ Gut // Good    ★ Einsetzbar // Akzeptable





## HOLZBEARBEITUNG WOODWORKING

Hartmetall Sägezähne <i>Tungsten Carbide Saw Tips</i> .....	12
Hartmetall Abstreifer <i>Tungsten Carbide Strobe Blanks</i> .....	23
Hartmetall Formplatten <i>Tungsten Carbide Preform Tips</i> .....	24
Hartmetall Minizinkenfräser <i>Tungsten Carbide Finger Joint Tips</i> .....	24
Hartmetall Flachstäbe zur Holzbearbeitung <i>Tungsten Carbide Flat Bars for Woodworking</i> .....	25
Hartmetall Hobelmesserleisten <i>Tungsten Carbide Strips for Planer Knives</i> .....	28
Hartmetall Papiermesserleisten <i>Tungsten Carbide Strips for Paper Knives</i> .....	29
<b>Silberlote und Flussmittel</b> <b><i>Silver Solders and Flux</i></b> .....	<b>30</b>
Hartmetall Wendeplatten <i>Tungsten Carbide Inserts</i> .....	32
Hartmetall Blanketts zum Profilieren <i>Tungsten Carbide Blanks for Profiling</i> .....	37




## METALLBEARBEITUNG METALWORKING

Hartmetall Rundstäbe <i>Tungsten Carbide Rods</i> .....	40
Sonderformen nach Zeichnung <i>Special Milling Cutter Blanks</i> .....	40
Hartmetall Fräser-Rohlinge <i>Tungsten Carbide Milling cutter blanks</i> .....	41
Hartmetall Rundstäbe mit Zentralbohrung <i>Tungsten Carbide Rods with 1 central coolant duct</i> .....	42
Hartmetall Rundstäbe – 2 parallele Kühlkanäle <i>Tungsten Carbide Rods – 2 parallel coolant ducts</i> .....	43
Hartmetall Rundstäbe – 2 Kühlkanäle 30° verdreht <i>Tungsten Carbide Rods – 2 coolant ducts, 30° helical</i> .....	44
Hartmetall Flachstäbe zur Metallbearbeitung <i>Tungsten Carbide Flat Bars for Metalworking</i> .....	45









## GESTEIN STONE

Hartmetall Platten <i>Tungsten Carbide Plates</i> .....	48
--	----



## VERSCHLEISSCHUTZ WEAR PARTS

Hartmetall Fliesenschneidrädchen <i>Tungsten Carbide Tile Cutting Wheels</i> .....	54
Hartmetall Sonder- und Verschleißteile <i>Tungsten Carbide Special- and Wear Parts</i> .....	54
Unser Produktionsprogramm <i>Our Product Range</i> .....	55



HARTMETALL

**WILKE**<sup>®</sup>

CARBIDE



**HOLZBEARBEITUNG  
WOODWORKING**



# HARTMETALL SORTEN ZUR HOLZBEARBEITUNG

## TUNGSTEN CARBIDE GRADES FOR WOODWORKING

Sorte Grade	Korngröße Grain size	Kobaltgehalt Cobaltcontent %	Dichte Density g/cm <sup>3</sup>	Härte Hardness		Biegebruchfestigkeit Transverse rupture strenght N/mm <sup>2</sup>
				HV30	HRA	
WK03SMG	Ultrafine	3,0	15,15	2.060	94,2	3.000
WKC3N+	Ultrafine	3,0	15,15	2.090	94,3	2.600
WKC3N	Submicron	3,3	15,10	2.120	94,6	2.400
WKC2N	Submicron	3,3	15,20	2.120	94,6	2.400
WKC1N10	Fine	4,5	14,95	1.790	93,0	3.000
WKC1N1-NEO	Submicron	4,8	14,95	2.030	94,1	2.400
WK01F	Fine	6,5	14,80	1.650	92,0	2.200
WKC8N+	Submicron	4,2	15,20	1.885	93,4	2.300
WKC8N	Submicron	5,0	14,85	1.910	93,6	2.400
WK10M	Medium	6,0	14,90	1.510	91,3	2.100
WK15M	Medium	7,0	14,80	1.470	91,0	2.300
WK20M	Medium	8,0	14,70	1.370	90,2	2.500
WK25M	Medium	9,0	14,60	1.260	89,8	2.600
WK32M	Coarse	10,0	14,45	1.140	87,8	2.800
WK40M	Medium	12,0	14,30	1.240	88,8	2.800
WK40F	Medium	11,5	14,35	1.300	89,5	2.600
WP28S	Fine	12,0	11,90	1.550	91,6	2.500
WP30S	Fine	12,0	11,40	1.550	91,6	2.200
WP35S	Fine	12,0	11,40	1.550	91,6	2.200

Weitere Hartmetall Sorten auf Anfrage lieferbar. // Further Tungsten Carbide grades available on request.

### BESTELLUNGEN // ORDERS:

Fax: (0049) 26 41-75 63 30 // E-Mail: info@hartmetall-wilke.de // www.hartmetall-wilke.de

# HARTMETALL SÄGEZÄHNE TUNGSTEN CARBIDE SAW TIPS

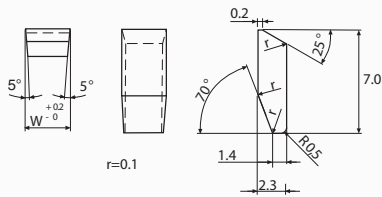
	L mm	W mm	T mm
<b>W 045.15</b> 	4.5	1.6	1.5
	4.5	2.0	1.5
	4.5	2.2	1.5
	4.5	2.5	1.5
	4.5	↓	1.5
	4.5	↓	1.5
	4.5	↓	1.5
	4.5	3.5	1.5
<b>W 050.15</b> 	5.0	1.8	1.5
	5.0	2.2	1.5
	5.0	2.4	1.5
	5.0	2.8	1.5
	5.0	3.2	1.5
	5.0	↓	1.5
	5.0	↓	1.5
	5.0	4.5	1.5
<b>W 055.15</b> 	5.5	2.0	1.5
	5.5	2.4	1.5
	5.5	2.8	1.5
	5.5	3.4	1.5
	5.5	↓	1.5
	5.5	↓	1.5
	5.5	↓	1.5
	5.5	5.0	1.5
<b>W 055.17</b> 	5.5	1.6	1.7
	5.5	2.3	1.7
	5.5	2.4	1.7
	5.5	2.6	1.7
	5.5	3.0	1.7
	5.5	3.2	1.7
	5.5	↓	1.7
	5.5	5.0	1.7
<b>W 060.18</b> 	6.0	2.3	1.8
	6.0	2.5	1.8
	6.0	2.7	1.8
	6.0	3.0	1.8
	6.0	↓	1.8
	6.0	↓	1.8
	6.0	↓	1.8
	6.0	5.0	1.8

	L mm	W mm	T mm
<b>W 0635.157</b> 	6.35	2.0	1.57
	6.35	2.6	1.57
	6.35	2.8	1.57
	6.35	3.4	1.57
	6.35	3.5	1.57
	6.35	4.0	1.57
	6.35	↓	1.57
	6.35	5.0	1.57
<b>W 065.20</b> 	6.5	2.0	2.0
	6.5	2.6	2.0
	6.5	3.2	2.0
	6.5	3.3	2.0
	6.5	3.4	2.0
	6.5	3.6	2.0
	6.5	4.0	2.0
	6.5	↓	2.0
6.5	5.0	2.0	
<b>W 065.23</b> 	6.5	2.0	2.3
	6.5	2.4	2.3
	6.5	2.8	2.3
	6.5	3.2	2.3
	6.5	↓	2.3
	6.5	↓	2.3
	6.5	5.0	2.3
<b>W 065.25</b> 	6.5	2.0	2.5
	6.5	2.4	2.5
	6.5	2.8	2.5
	6.5	3.2	2.5
	6.5	↓	2.5
	6.5	↓	2.5
	6.5	5.0	2.5
<b>W 070.20</b> 	7.0	2.0	2.0
	7.0	2.8	2.0
	7.0	3.0	2.0
	7.0	3.2	2.0
	7.0	4.0	2.0
	7.0	↓	2.0
	7.0	5.0	2.0

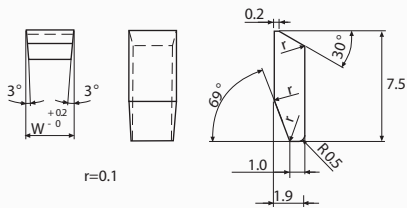
**BESTELLUNGEN // ORDERS:**

Fax: (0049) 26 41-75 63 30 // E-Mail: info@hartmetall-wilke.de // www.hartmetall-wilke.de

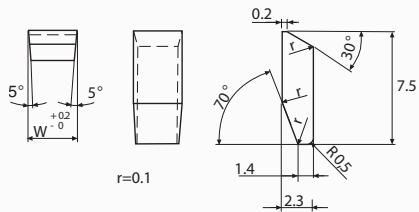
W 070.23



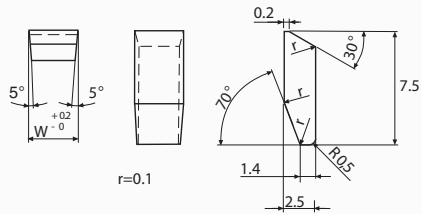
W 075.19



W 075.23

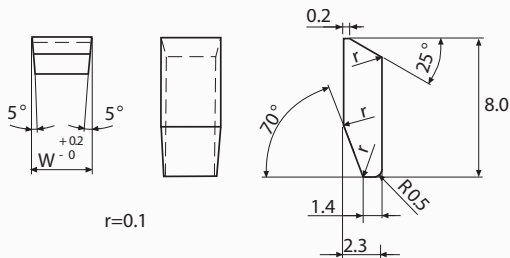


W 075.25

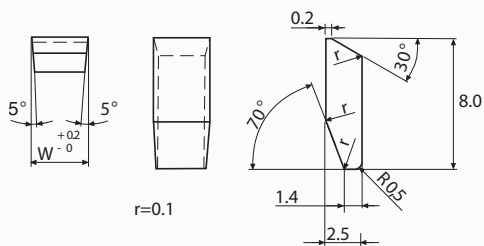


L mm	W mm	T mm
7.0	2.8	2.3
7.0	3.0	2.3
7.0	3.4	2.3
7.0	3.6	2.3
7.0	4.0	2.3
7.0	↓	2.3
7.0	↓	2.3
7.0	5.0	2.3
7.5	2.0	1.9
7.5	2.4	1.9
7.5	2.8	1.9
7.5	3.0	1.9
7.5	3.5	1.9
7.5	4.0	1.9
7.5	4.4	1.9
7.5	↓	1.9
7.5	5.0	1.9
7.5	2.0	2.3
7.5	2.4	2.3
7.5	2.8	2.3
7.5	3.0	2.3
7.5	3.5	2.3
7.5	↓	2.3
7.5	↓	2.3
7.5	6.0	2.3
7.5	2.0	2.5
7.5	2.5	2.5
7.5	3.3	2.5
7.5	3.5	2.5
7.5	3.6	2.5
7.5	4.5	2.5
7.5	↓	2.5
7.5	↓	2.5
7.5	5.0	2.5

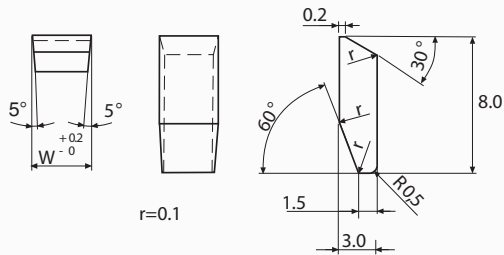
W 080.23



W 080.25

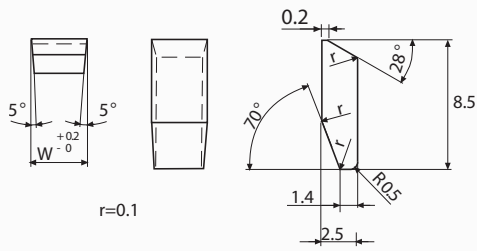


W 080.30

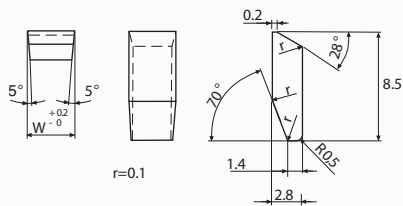


L mm	W mm	T mm
8.0	2.5	2.3
8.0	2.9	2.3
8.0	3.0	2.3
8.0	3.1	2.3
8.0	3.3	2.3
8.0	3.4	2.3
8.0	3.5	2.3
8.0	3.6	2.3
8.0	3.8	2.3
8.0	4.0	2.3
8.0	4.2	2.3
8.0	4.4	2.3
8.0	4.5	2.3
8.0	4.7	2.3
8.0	4.8	2.3
8.0	5.0	2.3
8.0	5.5	2.3
8.0	6.0	2.3
8.0	6.5	2.3
8.0	↓	2.3
8.0	↓	2.3
8.0	7.5	2.3
8.0	2.0	2.5
8.0	2.5	2.5
8.0	2.8	2.5
8.0	3.0	2.5
8.0	3.5	2.5
8.0	4.0	2.5
8.0	4.2	2.5
8.0	4.5	2.5
8.0	4.8	2.5
8.0	5.0	2.5
8.0	↓	2.5
8.0	↓	2.5
8.0	7.5	2.5
8.0	2.0	3.0
8.0	2.5	3.0
8.0	2.8	3.0
8.0	3.4	3.0
8.0	3.6	3.0
8.0	3.8	3.0
8.0	4.0	3.0
8.0	↓	3.0
8.0	↓	3.0
8.0	7.5	3.0

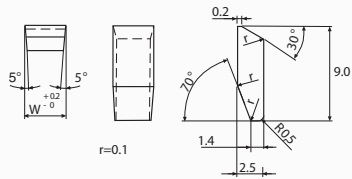
W 085.25



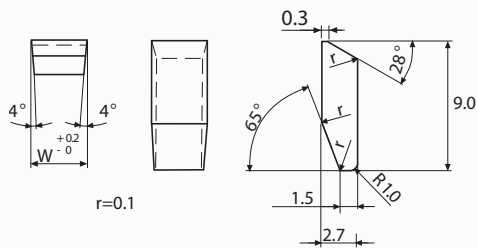
W 085.28



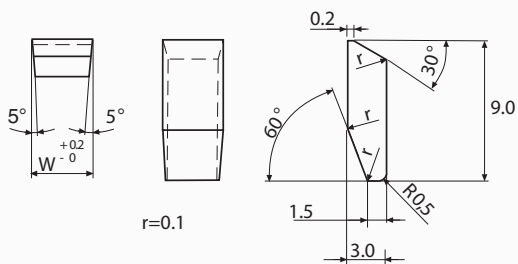
W 090.25



W 090.27



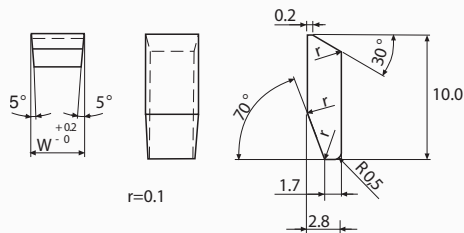
W 090.30



L mm	W mm	T mm
8.5	2.0	2.5
8.5	3.0	2.5
8.5	3.5	2.5
8.5	3.8	2.5
8.5	4.0	2.5
8.5	4.2	2.5
8.5	4.5	2.5
8.5	5.0	2.5
8.5	5.5	2.5
8.5	↓	2.5
8.5	↓	2.5
8.5	6.0	2.5
8.5	2.0	2.8
8.5	2.4	2.8
8.5	3.6	2.8
8.5	3.9	2.8
8.5	4.2	2.8
8.5	4.4	2.8
8.5	↓	2.8
8.5	↓	2.8
8.5	6.0	2.8
9.0	2.0	2.5
9.0	2.8	2.5
9.0	3.5	2.5
9.0	4.0	2.5
9.0	4.5	2.5
9.0	↓	2.5
9.0	↓	2.5
9.0	6.0	2.5
9.0	2.0	2.7
9.0	2.5	2.7
9.0	3.5	2.7
9.0	4.0	2.7
9.0	4.4	2.7
9.0	4.5	2.7
9.0	5.0	2.7
9.0	5.5	2.7
9.0	↓	2.7
9.0	↓	2.7
9.0	6.0	2.7
9.0	2.0	3.0
9.0	2.4	3.0
9.0	2.8	3.0
9.0	3.5	3.0
9.0	4.0	3.0
9.0	4.5	3.0
9.0	↓	3.0
9.0	↓	3.0
9.0	↓	3.0
9.0	6.0	3.0

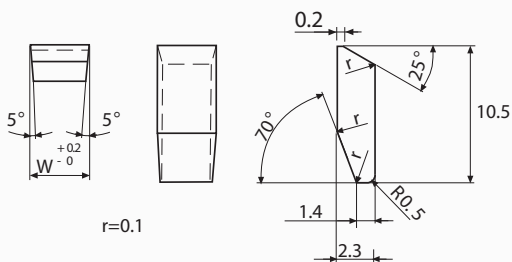


W 100.28



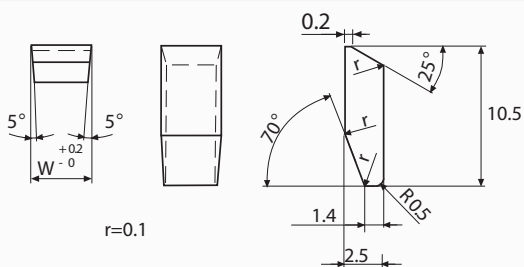
r=0.1

W 105.23



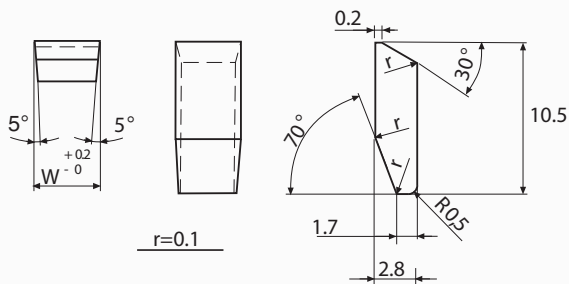
r=0.1

W 105.25



r=0.1

W 105.28



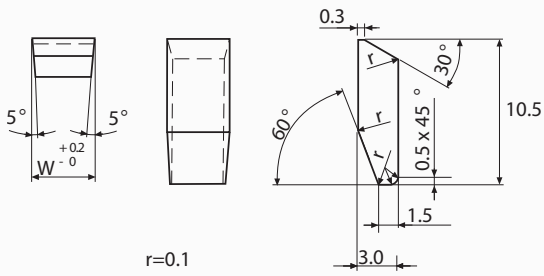
r=0.1

L mm	W mm	T mm
10.0	2.0	2.8
10.0	3.0	2.8
10.0	3.5	2.8
10.0	4.0	2.8
10.0	4.5	2.8
10.0	5.0	2.8
10.0	↓	2.8
10.0	↓	2.8
10.0	10.0	2.8
10.5	2.7	2.3
10.5	2.9	2.3
10.5	3.2	2.3
10.5	3.6	2.3
10.5	3.9	2.3
10.5	4.0	2.3
10.5	4.4	2.3
10.5	4.9	2.3
10.5	5.0	2.3
10.5	↓	2.3
10.5	10.0	2.3
10.5	2.0	2.5
10.5	2.8	2.5
10.5	3.0	2.5
10.5	3.3	2.5
10.5	3.5	2.5
10.5	3.6	2.5
10.5	3.8	2.5
10.5	4.0	2.5
10.5	4.5	2.5
10.5	4.6	2.5
10.5	4.8	2.5
10.5	5.0	2.5
10.5	5.5	2.5
10.5	6.0	2.5
10.5	6.5	2.5
10.5	↓	2.5
10.5	10.0	2.5
10.5	3.0	2.8
10.5	3.5	2.8
10.5	3.6	2.8
10.5	3.8	2.8
10.5	4.0	2.8
10.5	4.3	2.8
10.5	4.5	2.8
10.5	5.0	2.8
10.5	↓	2.8
10.5	↓	2.8
10.5	↓	2.8
10.5	↓	2.8
10.5	10.0	2.8

**BESTELLUNGEN // ORDERS:**

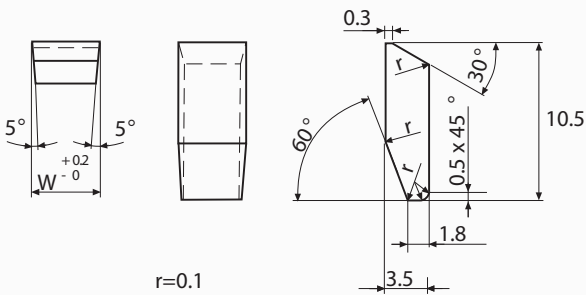
Fax: (0049) 26 41-75 63 30 // E-Mail: info@hartmetall-wilke.de // www.hartmetall-wilke.de

W 105.30



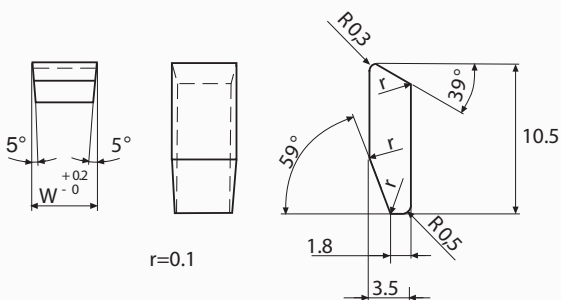
r=0.1

W 105.35



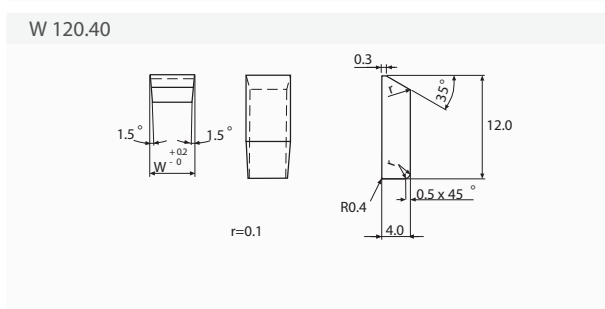
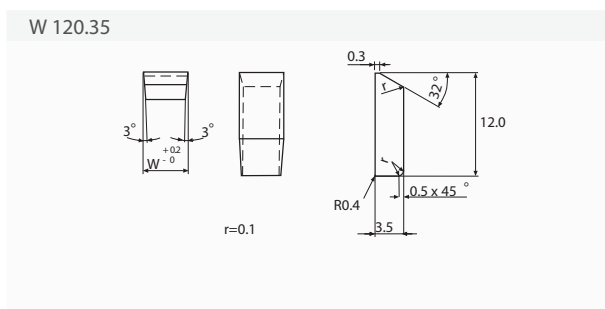
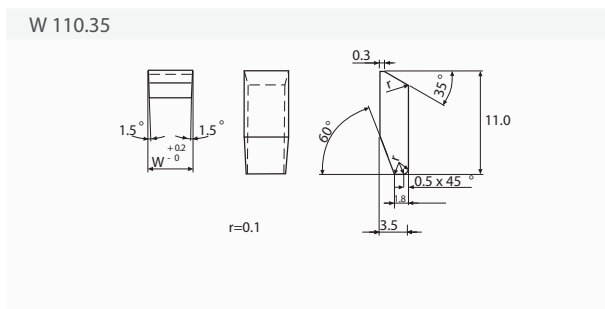
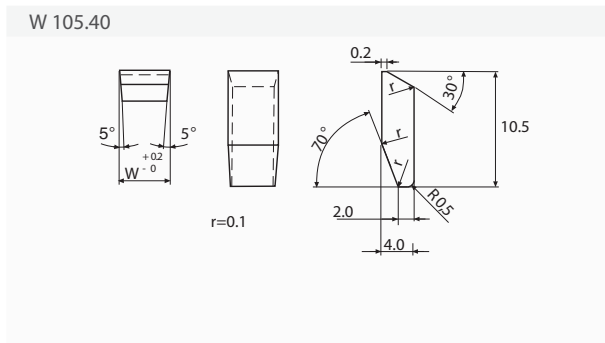
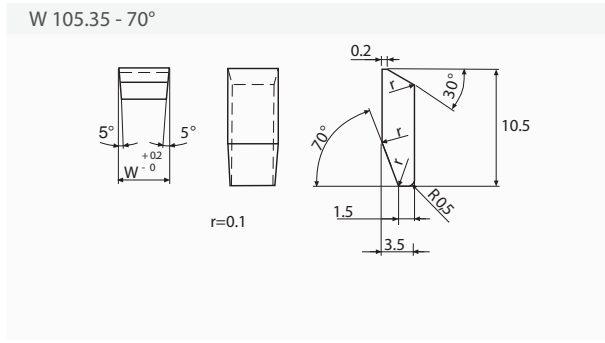
r=0.1

W 105.35 - 39°



r=0.1

L mm	W mm	T mm
10.5	3.0	3.0
10.5	3.3	3.0
10.5	3.5	3.0
10.5	3.6	3.0
10.5	3.8	3.0
10.5	4.0	3.0
10.5	4.1	3.0
10.5	4.3	3.0
10.5	4.5	3.0
10.5	4.6	3.0
10.5	4.8	3.0
10.5	5.0	3.0
10.5	5.5	3.0
10.5	6.0	3.0
10.5	6.5	3.0
10.5	7.0	3.0
10.5	7.5	3.0
10.5	↓	3.0
10.5	10.0	3.0
10.5	3.0	3.5
10.5	3.3	3.5
10.5	3.5	3.5
10.5	3.9	3.5
10.5	4.0	3.5
10.5	4.1	3.5
10.5	4.3	3.5
10.5	4.5	3.5
10.5	4.8	3.5
10.5	5.0	3.5
10.5	5.3	3.5
10.5	5.5	3.5
10.5	6.0	3.5
10.5	6.5	3.5
10.5	7.0	3.5
10.5	7.5	3.5
10.5	↓	3.5
10.5	10.0	3.5
10.5	3.0	3.5
10.5	3.5	3.5
10.5	3.6	3.5
10.5	3.8	3.5
10.5	4.0	3.5
10.5	4.3	3.5
10.5	4.5	3.5
10.5	5.0	3.5
10.5	↓	3.5
10.5	↓	3.5
10.5	↓	3.5
10.5	10.0	3.5

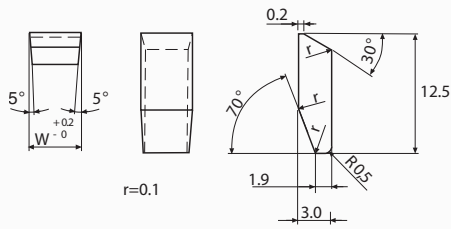


L mm	W mm	T mm
10.5	3.0	3.5
10.5	3.5	3.5
10.5	3.8	3.5
10.5	4.0	3.5
10.5	4.5	3.5
10.5	5.0	3.5
10.5	↓	3.5
10.5	↓	3.5
10.5	↓	3.5
10.5	10.0	3.5
10.5	3.0	4.0
10.5	3.5	4.0
10.5	3.8	4.0
10.5	4.0	4.0
10.5	4.5	4.0
10.5	5.0	4.0
10.5	↓	4.0
10.5	↓	4.0
10.5	↓	4.0
10.5	10.0	4.0
11.0	3.0	3.5
11.0	4.0	3.5
11.0	4.5	3.5
11.0	5.0	3.5
11.0	5.5	3.5
11.0	↓	3.5
11.0	↓	3.5
11.0	↓	3.5
11.0	10.0	3.5
12.0	4.5	3.5
12.0	5.0	3.5
12.0	5.5	3.5
12.0	6.0	3.5
12.0	6.5	3.5
12.0	7.0	3.5
12.0	7.5	3.5
12.0	↓	3.5
12.0	10.0	3.5
12.0	4.5	4.0
12.0	5.0	4.0
12.0	5.5	4.0
12.0	6.0	4.0
12.0	6.5	4.0
12.0	7.0	4.0
12.0	7.5	4.0
12.0	↓	4.0
12.0	10.0	4.0

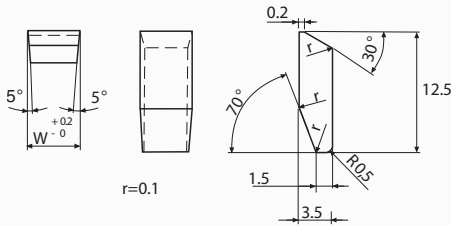
**BESTELLUNGEN // ORDERS:**

Fax: (0049) 26 41-75 63 30 // E-Mail: info@hartmetall-wilke.de // www.hartmetall-wilke.de

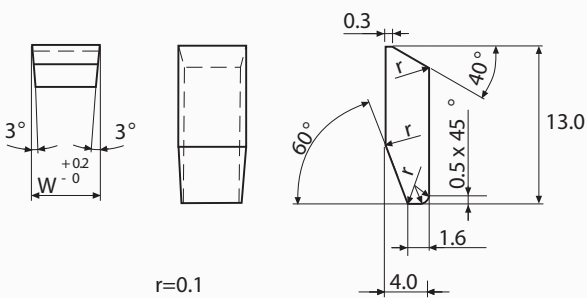
W 125.30



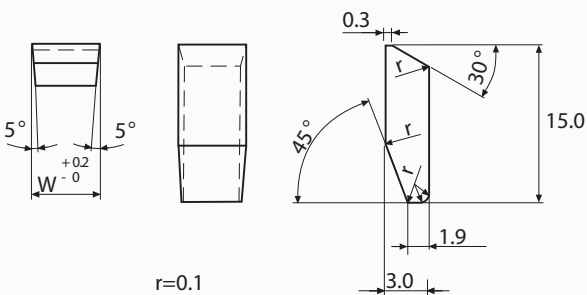
W 125.35



W 130.40



W 150.30

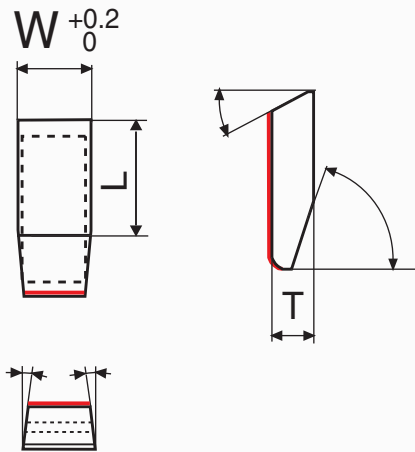


L mm	W mm	T mm
12.5	4.5	3.0
12.5	5.0	3.0
12.5	5.5	3.0
12.5	6.0	3.0
12.5	6.5	3.0
12.5	7.0	3.0
12.5	↓	3.0
12.5	10.0	3.0
12.5	4.5	3.5
12.5	5.0	3.5
12.5	5.5	3.5
12.5	6.0	3.5
12.5	6.5	3.5
12.5	7.0	3.5
12.5	↓	3.5
12.5	9.0	3.5
13.0	4.0	4.0
13.0	4.5	4.0
13.0	4.8	4.0
13.0	5.0	4.0
13.0	5.5	4.0
13.0	5.8	4.0
13.0	6.0	4.0
13.0	6.3	4.0
13.0	6.5	4.0
13.0	7.0	4.0
13.0	7.5	4.0
13.0	8.0	4.0
13.0	8.5	4.0
13.0	9.0	4.0
13.0	10.5	4.0
13.0	11.5	4.0
13.0	12.0	4.0
13.0	12.5	4.0
13.0	13.0	4.0
15.0	4.0	3.0
15.0	5.0	3.0
15.0	6.0	3.0
15.0	7.0	3.0
15.0	8.0	3.0
15.0	9.0	3.0
15.0	9.7	3.0
15.0	10.0	3.0
15.0	10.5	3.0
15.0	12.0	3.0
15.0	16.0	3.0
15.0	↓	3.0
15.0	↓	3.0
15.0	20.0	3.0

# HARTMETALL SÄGEZÄHNE – BELOTET

## TUNGSTEN CARBIDE SAW TIPS – PREBRAZED

SZB	L mm	W mm	T mm
	8.0	2.9	2.3
	8.0	3.0	2.3
	8.0	3.4	2.3
	8.0	3.6	2.3
	8.0	3.8	2.3
	8.0	4.0	2.3
	8.0	4.5	2.3
	8.0	5.0	2.3
	8.5	3.5	2.5
	8.5	3.8	2.5
	8.5	4.0	2.5
	8.5	4.5	2.5
	8.5	5.0	2.5
	10.5	3.6	2.5
	10.5	3.8	2.5
	10.5	4.6	2.5
	10.5	5.0	2.5
	10.5	3.6	3.0
	10.5	4.0	3.0
	10.5	4.5	3.0
	10.5	5.0	3.0
	10.5	5.5	3.0
	10.5	4.0	3.5
	10.5	4.5	3.5
	10.5	5.0	3.5
	10.5	5.5	3.5
	10.5	6.0	3.5
	10.5	6.5	3.5
	10.5	7.0	3.5
	13.0	4.0	4.0
	13.0	4.8	4.0
	13.0	5.5	4.0
	13.0	5.7	4.0
	13.0	5.8	4.0
	13.0	6.0	4.0
	13.0	6.3	4.0
	13.0	6.5	4.0
	13.0	7.0	4.0
	13.0	8.5	4.0

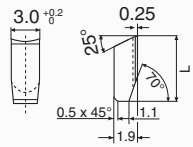
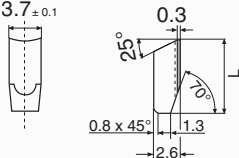
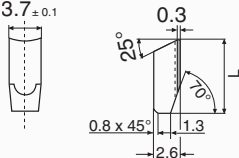
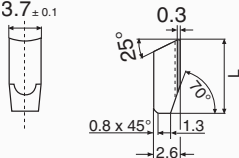


Alle Abmessungen als vorbelotete HM-Sägezähne auf Anfrage lieferbar. // All sizes as prebrazed T.C. Saw Tips available upon request.

### BESTELLUNGEN // ORDERS:

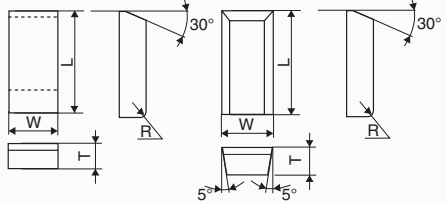
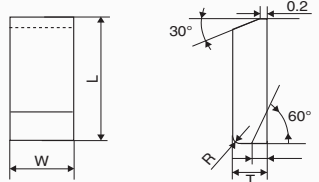
Fax: (0049) 26 41-75 63 30 // E-Mail: info@hartmetall-wilke.de // www.hartmetall-wilke.de

## HARTMETALL HOHLZÄHNE TUNGSTEN CARBIDE HOLLOW TIPS

	L mm	W mm	T mm
WHZ 	7.5	3.0	1.9
	8.0	3.0	1.9
	10.5	3.0	1.9
	7.5	3.5	2.5
	8.0	3.5	2.5
	10.5	3.5	2.5
	7.5	3.7	2.6
	8.0	3.7	2.6
	8.5	3.7	2.6
	9.0	3.7	2.6
	10.5	3.7	2.6
	13.0	3.7	2.6

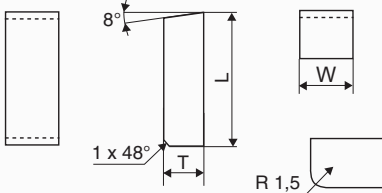
Alle Längen und andere Abmessungen sind auf Anfrage lieferbar. // All lengths and other sizes are available upon request.

## HARTMETALL SÄGEZÄHNE – USA STANDARD TUNGSTEN CARBIDE SAW TIPS – USA STANDARD

	L inch	W inch	T inch
Konventionell // Conventional 	0.281	0.100 - 0.250	0.078
	0.281	0.100 - 0.250	0.093
	0.312	0.125 - 0.375	0.093
	0.375	0.150 - 0.500	0.093
	0.500	0.140 - 0.800	0.125
	0.375	0.150 - 0.375	0.125
	0.344	0.110 - 0.300	0.125
	0.375	0.170 - 0.750	0.156
Standard // Standard 	0.281	0.100 - 0.250	0.078
	0.312	0.125 - 0.375	0.093
	0.375	0.150 - 0.500	0.093
	0.500	0.140 - 0.800	0.125
	0.375	0.150 - 0.687	0.125
	0.344	0.110 - 0.300	0.125
	0.375	0.070 - 0.750	0.156

# HARTMETALL SÄGEZÄHNE ZUR METALLBEARBEITUNG TUNGSTEN CARBIDE SAW TIPS FOR METAL CUTTING


Standard HM-Sorten // Standard T.C. Grades: WP28S, WP30S, WP35S

	L mm	W mm	T mm
MSZ 	7.0	1.0 - 7.0	4.0
	10.0	1.0 - 10.0	4.0
	10.5	1.0 - 10.0	4.0
	12.0	1.0 - 12.0	4.0
	13.0	1.0 - 13.0	4.0
	15.0	1.0 - 15.0	4.0

Andere Abmessungen auf Anfrage lieferbar. // Other sizes available upon request.

# HARTMETALL ABSTREIFER TUNGSTEN CARBIDE STROBE BLANKS

Standard HM-Sorten // Standard T.C. Grades: WK20M

	L mm	W mm	T mm	
WAS 	310	1.6	2.0	
	310	1.8	2.0	
	310	2.0	2.0	
	310	2.5	2.0	
	310	2.6	2.0	
	310	2.7	2.0	
	310	2.8	2.0	
	310	3.0	2.0	
	310	3.3	2.0	
	310	3.5	2.0	
	Standard-Fixlängen // Standard cut-to-size lengths	310	3.6	2.0
	L mm	310	3.7	2.0
		25	3.8	2.0
30		3.9	2.0	
35		4.0	2.0	
45		4.2	2.0	
50		4.5	2.0	
55		4.8	2.0	
60		5.0	2.0	
65		5.3	2.0	
70		5.5	2.0	
80		6.0	2.0	
100		6.5	2.0	
120	8.0	2.0		

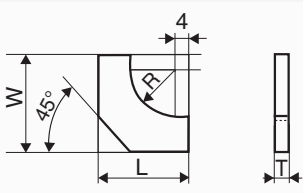
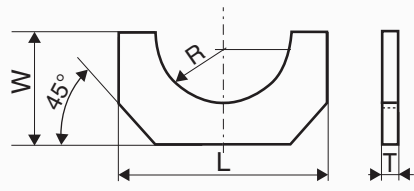
Alle Zwischenabmessungen und Längen auf Anfrage lieferbar. // All intermediate sizes and lengths available upon request.

## BESTELLUNGEN // ORDERS:

Fax: (0049) 26 41-75 63 30 // E-Mail: info@hartmetall-wilke.de // www.hartmetall-wilke.de

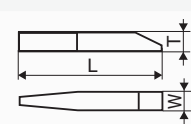
## HARTMETALL FORMPLATTEN TUNGSTEN CARBIDE PREFORM TIPS

Standard HM-Sorten // Standard T.C. Grades: WK20M

	L mm	W mm	T mm
WK20M 	24.0	27.0	5.0
	29.0	32.0	5.0
	31.5	35.5	5.0
	35.0	38.0	5.0
	40.0	43.0	5.0
	46.0	49.0	5.0
	51.0	54.0	5.0
	35.0	23.5	5.0
	40.0	27.0	5.0
	45.0	29.5	5.0
	52.0	32.0	5.0
	57.0	34.5	5.0
	62.0	37.0	5.0
	72.0	43.0	5.0
	84.0	50.0	5.0

## HARTMETALL MINIZINKENFRÄSER TUNGSTEN CARBIDE FINGER JOINT TIPS

Standard HM-Sorten // Standard T.C. Grades: WK20M

	L mm	W mm	T mm
WK20M 	28.0	4.3	4.0
	28.0	5.0	4.0




# HARTMETALL FLACHSTÄBE ZUR HOLZBEARBEITUNG TUNGSTEN CARBIDE FLAT BARS FOR WOODWORKING

Standard HM-Sorten // Standard T.C. Grades: WK10M, WK20M

Sonder HM-Sorten // Special T.C. Grades: WK10MG, WK20MG

WK (rechteckig/rectangular)



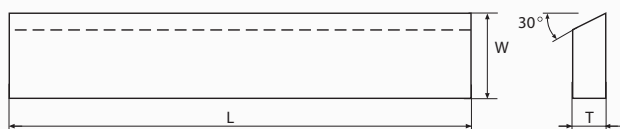
L mm	W mm	T mm	L mm	W mm	T mm	L mm	W mm	T mm
310	3.0	2.0	310	16.0	3.0	310	10.0	5.0
310	4.0	2.0	310	18.0	3.0	310	12.0	5.0
310	5.0	2.0	310	19.0	3.0	310	14.0	5.0
310	6.0	2.0	310	20.0	3.0	310	15.0	5.0
310	7.0	2.0	310	22.0	3.0	310	16.0	5.0
310	8.0	2.0	310	25.0	3.0	310	18.0	5.0
310	10.0	2.0	310	30.0	3.0	310	20.0	5.0
310	12.0	2.0	310	32.0	3.0	310	22.0	5.0
310	13.0	2.0	310	35.0	3.0	310	25.0	5.0
310	14.0	2.0	310	40.0	3.0	310	30.0	5.0
310	15.0	2.0				310	35.0	5.0
310	16.0	2.0	310	4.0	4.0	310	40.0	5.0
310	18.0	2.0	310	5.0	4.0			
310	19.0	2.0	310	6.0	4.0	310	6.0	6.0
310	20.0	2.0	310	8.0	4.0	310	8.0	6.0
310	25.0	2.0	310	10.0	4.0	310	10.0	6.0
310	30.0	2.0	310	12.0	4.0	310	12.0	6.0
310	35.0	2.0	310	13.0	4.0	310	14.0	6.0
310	40.0	2.0	310	14.0	4.0	310	15.0	6.0
			310	15.0	4.0	310	16.0	6.0
310	3.0	3.0	310	16.0	4.0	310	18.0	6.0
310	4.0	3.0	310	18.0	4.0	310	20.0	6.0
310	5.0	3.0	310	20.0	4.0	310	25.0	6.0
310	6.0	3.0	310	22.0	4.0	310	30.0	6.0
310	7.0	3.0	310	25.0	4.0	310	35.0	6.0
310	8.0	3.0	310	30.0	4.0	310	40.0	6.0
310	9.0	3.0	310	35.0	4.0			
310	10.0	3.0	310	40.0	4.0	310	8.0	8.0
310	12.0	3.0				310	10.0	8.0
310	13.0	3.0	310	5.0	5.0	310	12.0	8.0
310	14.0	3.0	310	6.0	5.0	310	14.0	8.0
310	15.0	3.0	310	8.0	5.0			

Standard Länge: 310 mm, andere Abmessungen und Längen auf Anfrage lieferbar. // Standard Length: 310 mm, other sizes and lengths available upon request.

## BESTELLUNGEN // ORDERS:

Fax: (0049) 26 41-75 63 30 // E-Mail: info@hartmetall-wilke.de // www.hartmetall-wilke.de

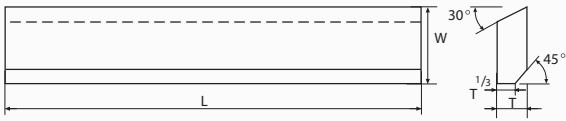
WKS (1 Winkel/1 bevel)



L mm	W mm	T mm	L mm	W mm	T mm	L mm	W mm	T mm
310	4.0	2.0	310	20.0	3.0	310	34.0	4.0
310	5.0	2.0	310	22.0	3.0	310	35.0	4.0
310	6.0	2.0	310	24.0	3.0	310	40.0	4.0
310	8.0	2.0	310	30.0	3.0			
310	10.0	2.0	310	35.0	3.0	310	6.0	5.0
310	12.0	2.0	310	40.0	3.0	310	8.0	5.0
310	14.0	2.0				310	10.0	5.0
310	15.0	2.0	310	6.0	4.0	310	12.0	5.0
310	16.0	2.0	310	8.0	4.0	310	13.0	5.0
310	18.0	2.0	310	10.0	4.0	310	14.0	5.0
310	20.0	2.0	310	12.0	4.0	310	15.0	5.0
310	25.0	2.0	310	13.0	4.0	310	16.0	5.0
310	30.0	2.0	310	14.0	4.0	310	18.0	5.0
310	35.0	2.0	310	15.0	4.0	310	20.0	5.0
310	40.0	2.0	310	16.0	4.0	310	22.0	5.0
			310	18.0	4.0	310	23.0	5.0
310	6.0	3.0	310	20.0	4.0	310	24.0	5.0
310	8.0	3.0	310	22.0	4.0	310	25.0	5.0
310	10.0	3.0	310	23.0	4.0	310	26.0	5.0
310	12.0	3.0	310	24.0	4.0	310	28.0	5.0
310	14.0	3.0	310	25.0	4.0	310	30.0	5.0
310	15.0	3.0	310	26.0	4.0	310	32.0	5.0
310	16.0	3.0	310	28.0	4.0	310	34.0	5.0
310	18.0	3.0	310	30.0	4.0	310	35.0	5.0
310	19.0	3.0	310	32.0	4.0	310	40.0	5.0

Standard Länge: 310 mm, andere Abmessungen und Längen auf Anfrage lieferbar. // Standard Length: 310 mm, other sizes and lengths available upon request.

## WKSS (2 Winkel/2 bevel)



L mm	W mm	T mm	L mm	W mm	T mm	L mm	W mm	T mm
310	4.0	2.0	310	20.0	3.0	310	34.0	4.0
310	5.0	2.0	310	22.0	3.0	310	35.0	4.0
310	6.0	2.0	310	24.0	3.0	310	40.0	4.0
310	8.0	2.0	310	30.0	3.0			
310	10.0	2.0	310	35.0	3.0	310	6.0	5.0
310	12.0	2.0	310	40.0	3.0	310	8.0	5.0
310	14.0	2.0				310	10.0	5.0
310	15.0	2.0	310	6.0	4.0	310	12.0	5.0
310	16.0	2.0	310	8.0	4.0	310	13.0	5.0
310	18.0	2.0	310	10.0	4.0	310	14.0	5.0
310	20.0	2.0	310	12.0	4.0	310	15.0	5.0
310	25.0	2.0	310	13.0	4.0	310	16.0	5.0
310	30.0	2.0	310	14.0	4.0	310	18.0	5.0
310	35.0	2.0	310	15.0	4.0	310	20.0	5.0
310	40.0	2.0	310	16.0	4.0	310	22.0	5.0
			310	18.0	4.0	310	23.0	5.0
310	6.0	3.0	310	20.0	4.0	310	24.0	5.0
310	8.0	3.0	310	22.0	4.0	310	25.0	5.0
310	10.0	3.0	310	23.0	4.0	310	26.0	5.0
310	12.0	3.0	310	24.0	4.0	310	28.0	5.0
310	14.0	3.0	310	25.0	4.0	310	30.0	5.0
310	15.0	3.0	310	26.0	4.0	310	32.0	5.0
310	16.0	3.0	310	28.0	4.0	310	34.0	5.0
310	18.0	3.0	310	30.0	4.0	310	35.0	5.0
310	19.0	3.0	310	32.0	4.0	310	40.0	5.0

Standard Länge: 310 mm, andere Abmessungen und Längen auf Anfrage lieferbar. // Standard Length: 310 mm, other sizes and lengths available upon request.

**BESTELLUNGEN // ORDERS:**

Fax: (0049) 26 41-75 63 30 // E-Mail: info@hartmetall-wilke.de // www.hartmetall-wilke.de

# HARTMETALL HOBELMESSERLEISTEN TUNGSTEN CARBIDE STRIPS FOR PLANER KNIVES

Standard HM-Sorten // Standard T.C. Grades: WK40F

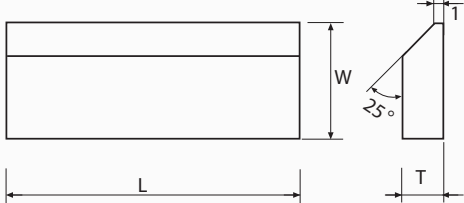
	L mm	W mm	T mm
<b>WHL</b>  	80	7.5	1.5
	83	7.5	1.5
	154	7.5	1.5
	261	7.5	1.5
	410	11.0	1.0
	610	11.0	1.0
	810	11.0	1.0
	565	11.0	1.4
	640	11.0	1.4
	860	11.0	1.4
	310	11.5	1.5
	510	11.5	1.5
	410	11.5	1.5
	610	11.5	1.5
	810	11.5	1.5
	1.050	11.5	1.5
	635	16.0	2.3
	635	22.0	2.3
	635	26.0	2.3
	635	32.0	2.3

	L mm	W mm	T mm
<b>Hobelmesser/Planer Knives</b>  	300	30.0	3.0
	350	30.0	3.0
	410	30.0	3.0
	510	30.0	3.0
	610	30.0	3.0
	710	30.0	3.0
	820	30.0	3.0
	1.010	30.0	3.0
	1.050	30.0	3.0
	300	35.0	3.0
	350	35.0	3.0
	410	35.0	3.0
	510	35.0	3.0
	610	35.0	3.0
	710	35.0	3.0
	820	35.0	3.0
	1.010	35.0	3.0
	1.050	35.0	3.0

# HARTMETALL PAPIERMESSELERLEISTEN

## TUNGSTEN CARBIDE STRIPS FOR PAPER KNIVES

Standard HM-Sorten // Standard T.C. Grades: WK30MG

	L <sub>mm</sub>	W <sub>mm</sub>	T <sub>mm</sub>
WHL 	330	27.8	2.6
	424	27.8	2.6
	465	27.8	2.6
	500	27.8	2.6
	560	27.8	2.6
	640	27.8	2.6
	800	27.8	2.6
	1.000	27.8	2.6
	1.200	27.8	2.6
	1.400	27.8	2.6

Alle Zwischenlängen lieferbar. // All intermediate lengths available. // Andere Abmessungen auf Anfrage lieferbar. // Other sizes available upon request.

### BESTELLUNGEN // ORDERS:

Fax: (0049) 26 41-75 63 30 // E-Mail: [info@hartmetall-wilke.de](mailto:info@hartmetall-wilke.de) // [www.hartmetall-wilke.de](http://www.hartmetall-wilke.de)

HARTMETALL

**WILKE**<sup>®</sup>

CARBIDE



**SILBERLOTE UND FLUSSMITTEL**  
***SILVER SOLDERS AND FLUX***

## SILBERLOTE UND FLUSSMITTEL SILVER SOLDERS AND FLUX

Schichtfolienlot L-AG 49/Cu Sandwich Silver Solder L-AG 49/Cu (Trifoil)	Stärke Thickness	Breite Width
auf Spulen (Band) // on spools (foil)	0.2 / 0.25 / 0.3 / 0.4 - 1.0 mm	1.5 - 9.0 mm
auf Rollen (Band) // on coils (foil)	0.2 / 0.25 / 0.3 / 0.4 - 1.0 mm	10 - 75 mm

Silberlot L-AG 4900 Silver Solder L-AG 4900	Stärke Thickness	Breite Width
auf Spulen (Band) // on spools (foil)	0.2 / 0.25 / 0.3 / 0.4 - 1.0 mm	2.0 - 9.0 mm
auf Rollen (Band) // on coils (foil)	0.2 / 0.25 / 0.3 / 0.4 - 1.0 mm	10 - 70 mm

Silberlot Stäbe L-AG 4900 Silver Solder Rods L-AG 4900	Drm. Dia.	Länge Length
1 kg/karton (cardbox)	1.0 / 1.5 / 2.0 mm	500 mm

Silberlot Draht L-AG 4900 Silver Solder Wire L-AG 4900	Drm. Dia.
1 - 5 kg/Spule (spool)	0.5 / 1.0 / 1.5 / 2.0 mm

Chemische Zusammensetzung und physikalische Eigenschaften von Schichtlot und Silberhartlot  
Chemical Analysis and Physical Properties of Silver Brazing Alloys

DIN 8513		Zusammensetzung (Gewichts-%) Composition (weight-%)					Arbeitstemperatur Working temperature	Schmelzbereich Melting range	Dichte Specific weight
		AG	Cu	Zn	Ni	Mn	°C	°C	(g/cm <sup>3</sup> )
4900	L-Ag 49	49	17	22.5	5	6.5	690	670 - 705	8.9
49Cu	L-Ag 49	49	27.5	20.5	0.5	2.5	690	625 - 705	8.9

Flussmittel Flux	Arbeitstemperatur working temperature	Dosen cans
H-Paste	550 - 800 °C	1.0 kg
H-Special	550 - 800 °C	1.0 kg
H-285	550 - 800 °C	1.5 kg
H-80	550 - 800 °C	1.0 kg
H-280	550 - 800 °C	1.0 kg

Unsere Silberlotlegierungen und Flussmittel sind optimal für das Hartlöten von Wolframcarbid (Hartmetall) geeignet.  
Our Silver Brazing Alloys and Fluxes are perfectly suitable to braze Tungsten Carbide.

Andere Abmessungen und Qualitäten auf Anfrage lieferbar. // Other sizes and grades available upon request.


### BESTELLUNGEN // ORDERS:

Fax: (0049) 26 41-75 63 30 // E-Mail: info@hartmetall-wilke.de // www.hartmetall-wilke.de

HARTMETALL

**WILKE**<sup>®</sup>

CARBIDE



**HARTMETALL WENDEPLATTEN**  
***TUNGSTEN CARBIDE INSERTS***



# HARTMETALL STANDARDWENDEPLATTEN TUNGSTEN CARBIDE INSERTS

Standard Lager Abmessungen-HM-Sorte // Standard stock sizes-T.C. Grade: WK05MG, WK20M  
Andere HM-Sorten // Other T.C. Grades: WK06MG, WK02SMG, WKCN8

	L mm	W mm	T mm	
2 Schneiden // 2 cutting edges	7.5	12.0	1.5	
	8.6	12.0	1.5	
	9.6	12.0	1.5	
	11.6	12.0	1.5	
	15.0	12.0	1.5	
	20.0	12.0	1.5	
2 Schneiden // 2 cutting edges	25.0	12.0	1.5	C = 14,0
	30.0	12.0	1.5	C = 14,0
	40.0	12.0	1.5	C = 26,0
	50.0	12.0	1.5	C = 26,0
	60.0	12.0	1.5	C = 26,0
2 Schneiden // 2 cutting edges WK30M	80.0	13.0	2.2	
	100.0	13.0	2.2	
	120.0	13.0	2.2	
4 Schneiden // 4 cutting edges	12.0	12.0	1.5	
	14.3	14.3	2.5	
	17.0	17.0	2.0	
	19.0	19.0	2.0	
4 Schneiden // 4 cutting edges WK20M	13.4	13.4	1.5	
	13.6	13.6	2.0	
	14.0	14.0	1.2	D = 8.35
	14.0	14.0	1.7	
	14.0	14.0	2.0	D = 6.35
	14.6	14.6	2.5	
	15.0	15.0	2.5	
4 Schneiden // 4 cutting edges	29.5	12.0	1.5	
	39.5	12.0	1.5	
	49.5	12.0	1.5	
	59.5	12.0	1.5	
3 Schneiden // 3 cutting edges WK20M	22.0	19.0	2.0	

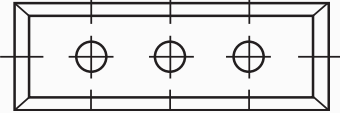
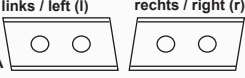
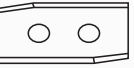
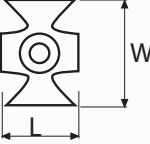
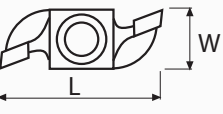
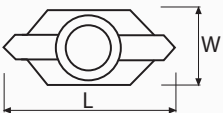
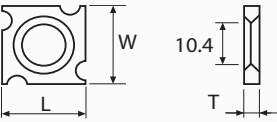
Andere HM-Sorten, Abmessungen, Winkel (45°) und Geometrien (Radius, 3-Loch) auf Anfrage lieferbar.  
Other carbide grades, sizes, angles (45°) and geometries (radius, 3-holes) available upon request.

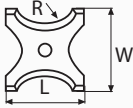
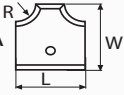
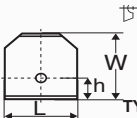
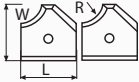

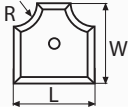
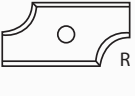
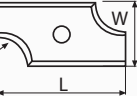
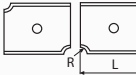
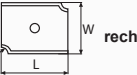
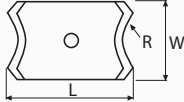
**BESTELLUNGEN // ORDERS:**

Fax: (0049) 26 41-75 63 30 // E-Mail: info@hartmetall-wilke.de // www.hartmetall-wilke.de

# HARTMETALL SONDERWENDEPLATTEN TUNGSTEN CARBIDE SPECIAL INSERTS

Standard HM-Sorte // Standard T.C. Grades: WK05MG, WK20M, WKCN8

	L mm	W mm	T mm	a mm	(l)	(r)	Radius mm
3-Loch Wendeplatte, mit 4 Schneidkanten 3-Hole T.C. Inserts, with 4 cutting edges 	50.0	12.0	1.7	37.0			
HM-Wendeplatte, mit 5° Winkel T.C. Inserts, with 5° bevel links / left (l)    rechts / right (r) TYPE: WPL A 	30.0	12.0	1.5		(l)	(r)	
	40.0	12.0	1.5		(l)	(r)	
	50.0	12.0	1.5		(l)	(r)	
HM-Wendeplatte, mit Fase T.C. Inserts, with chamfer TYPE: WPL B links / left (l)  rechts / right (r)	29.5	12.0	1.5		(l)	(r)	
	49.5	12.0	1.5		(l)	(r)	
System Oppold 	16.0	22.0	5.0				45° Fase 1.5 2.0 2.5 3.0
TYPE: WPL5    WK40M 	34.0	16.0	3.2				
	34.0	16.0	3.5				
	34.0	16.0	4.0				
	34.0	16.0	5.0				
	36.0	16.0	6.0				
TYPE: WPL10 	19.0	8.0	4.0				
4 Schneiden // 4 cutting edges 	18.0	18.0	1.95				
	18.0	18.0	2.45				
	18.0	18.0	2.95				
	18.0	18.0	3.70				
	18.0	18.0	4.00				

	L mm	W mm	T mm	a mm	(l)	(r)	Radius mm
System Leuco	13.0 20.0 26.0	16.0 21.0 24.0	2.0 2.0 2.0				2.0 3.0 4.0 5.0 6.0 7.0 8.0 9.0 10.0 11.0 12.0
							
System HOMAG, IMA, Torwegge	16.0 16.0	17.5 17.0	2.0 2.0				45° Fase 2.0 3.0 4.0 5.0 6.0
TYPE: WPL 1A  TYPE: WPL 1B 							
System HOMAG, IMA, Torwegge	16.0 20.0	17.5 20.5	2.0 2.0		(l) (l)	(r) (r)	2.0 - 6.0 2.0 - 6.0
links / left (l)  rechts / right (r) 							
System Holz-Her	12.0	12.0	1.5				45° Fase, 2.0 3.0 4.0
							
TYPE: WPL2	19.0	12.0	1.5		(l)	(r)	2.0 3.0 4.0 5.0
links / left (l)  rechts / right (r) 							
TYPE: WPL3	20.0 30.0	16.0 14.0	2.0 2.0		(l) (l)	(r) (r)	3.0 3.0
links / left (l)  rechts / right (r) 							
TYPE: WPL8	20.0	12.0	2.0				2.0 3.0 4.0 5.0
							

Andere HM-Sorten, Abmessungen, Winkel (45°) und Geometrien (Radius, 3-Loch) auf Anfrage lieferbar.  
Other carbide grades, sizes, angles (45°) and geometries (radius, 3-holes) available upon request.

**BESTELLUNGEN // ORDERS:**

Fax: (0049) 26 41-75 63 30 // E-Mail: info@hartmetall-wilke.de // www.hartmetall-wilke.de

		L mm	W mm	T mm
HM-Wendeplatte mit Brust- oder Rückennut <i>T.C. Insert with Face or Backgroove</i> WK05MG 		12.0	5.5	1.1
		20.0	5.5	1.1
		30.0	5.5	1.1
		40.0	5.5	1.1
		50.0	5.5	1.1
		60.0	5.5	1.1
		9.0	8.0	1.5
		11.0	8.0	1.5
		14.7	8.0	1.5
		19.7	8.0	1.5
		21.0	8.0	1.5
		25.0	8.0	1.5
		30.0	8.0	1.5
		35.0	8.0	1.5
		40.0	8.0	1.5
		50.0	8.0	1.5
		60.0	8.0	1.5
		80.0	8.0	1.5
		100.0	8.0	1.5

Andere HM-Sorten, Abmessungen und Geometrien auf Anfrage lieferbar. // Other carbide grades, sizes and geometries available upon request.

## HARTMETALL WENDEPLATTEN FÜR ELEKTR. HANDHOBEL TUNGSTEN CARBIDE INSERTS FOR ELECT. HANDPLANERS

Standard HM-Sorte // Standard T.C. Grades: WK40F

		L mm	W mm	T mm	
HM-Wendeplatten für elektrische Handhobel <i>T.C. Inserts for electric Handplaners</i> WK40F 		75.5	5.5	1.1	AEG, Bosch, Haffner, Kress, Mafell, Metabo, Scheer, Skil, Festo
		80.5	5.5	1.1	ELU
		80.5	5.9	1.2	ELU
		82.0	5.5	1.1	AEG, Black & Decker, Bosch, Casals, Fein, Felisatti, Hitachi, Haffner, Holz-Her, Mafell, Makita, Metabo, Peugeot, Ryobi, Skil
		82.7	5.5	1.2	Black & Decker
		92.0	5.5	1.1	AEG, Hitachi, Ryobi
		102.0/103.0	5.5	1.1	AEG

Andere Abmessungen und Geometrien auf Anfrage lieferbar. // Other sizes and geometries available upon request.

# HARTMETALL BLANKETTS ZUM PROFILIEREN TUNGSTEN CARBIDE BLANKS FOR PROFILING

Standard HM-Sorte // Standard T.C. Grades: WK05MG

		L mm	W mm	T mm	C mm
<b>TYPE: WB-R-1BB</b>  rechteckig, 1 Bohrung unten rectangular, 1 bottom bore	<b>TYPE: WB-R-1CB</b>  rechteckig, 1 Bohrung mittig rectangular, 1 center bore	15.0	15.0	2.0	
		15.0	↓	2.0	
		15.0	↓	2.0	
		15.0	30.0	2.0	
<b>TYPE: WB-B-1BB</b>  1 Schneide, 1 Bohrung unten 1 bevel, 1 bottom bore	<b>TYPE: WB-B-1CB</b>  1 Schneide, 1 Bohrung mittig 1 bevel, 1 center bore	20.0	20.0	2.0	
		20.0	↓	2.0	
		20.0	↓	2.0	
		20.0	35.0	2.0	
		25.0	20.0	2.0	
		25.0	↓	2.0	
		25.0	↓	2.0	
		25.0	35.0	2.0	
<b>TYPE: WB-BB-1BB</b>  2 Schneiden, 1 Bohrung unten 2 bevels, 1 bottom bore	<b>TYPE: WB-BB-1CB</b>  2 Schneiden, 1 Bohrung mittig 2 bevels, 1 center bore	30.0	20.0	2.0	14
		30.0	↓	2.0	14
		30.0	↓	2.0	14
		30.0	40.0	2.0	14
		35.0	20.0	2.0	14
		35.0	↓	2.0	14
		35.0	↓	2.0	14
		35.0	40.0	2.0	14
<b>TYPE: WB-R-2BB</b>  rechteckig, 2 Bohrungen unten rectangular, 2 bottom bores	<b>TYPE: WB-R-2CB</b>  rechteckig, 2 Bohrungen mittig rectangular, 2 center bores	40.0	20.0	2.0	26
		40.0	↓	2.0	26
		40.0	↓	2.0	26
		40.0	50.0	2.0	26
<b>TYPE: WB-B-2BB</b>  1 Schneide, 2 Bohrungen unten 1 bevel, 2 bottom bores	<b>TYPE: WB-B-2CB</b>  1 Schneide, 2 Bohrungen mittig 1 bevel, 2 center bores	50.0	20.0	2.0	26
		50.0	↓	2.0	26
		50.0	↓	2.0	26
		50.0	50.0	2.0	26
		60.0	20.0	2.0	26
		60.0	↓	2.0	26
		60.0	↓	2.0	26
		60.0	50.0	2.0	26
<b>TYPE: WB-BB-2BB</b>  2 Schneiden, 2 Bohrungen unten 2 bevels, 2 bottom bores	<b>TYPE: WB-BB-2CB</b>  2 Schneiden, 2 Bohrungen mittig 2 bevels, 2 center bores	80.0	25.0	2.0	60
		80.0	↓	2.0	60
		80.0	↓	2.0	60
		80.0	50.0	2.0	60

Andere Abmessungen, Bohrungen und Superprofiler auf Anfrage lieferbar. // Other sizes, bores and superprofiler available upon request.

**BESTELLUNGEN // ORDERS:**

Fax: (0049) 26 41-75 63 30 // E-Mail: info@hartmetall-wilke.de // www.hartmetall-wilke.de

HARTMETALL

**WILKE**<sup>®</sup>

CARBIDE



**METALLBEARBEITUNG**  
**METALWORKING**

# HARTMETALL SORTEN FÜR METALLBEARBEITUNG TUNGSTEN CARBIDE GRADES FOR METALWORKING

Sorte Grade	Korngröße Grain size	Kobaltgehalt Cobaltcontent %	Dichte Density g/cm <sup>3</sup>	Härte Hardness		Biegebruchfestigkeit Transverse rupture strenght N/mm <sup>2</sup>
				HV30	HRA	
WK10MG	Submicron	6,5	14,85	1.810	93,1	2.800
WK15MG	Submicron	8,0	14,65	1.685	92,4	3.000
WK20MG	Submicron	10,0	14,45	1.580	91,8	3.800
WK40MG	Submicron	10,0	14,45	1.580	91,8	3.800
WK03UF	Ultrafine	3,0	15,15	2.090	94,3	2.600
WK05UF	Ultrafine	4,5	15,00	2.130	94,8	3.700
WK08UF	Ultrafine	8,0	14,60	1.830	93,2	3.300
WK12UF	Ultrafine	12,0	14,15	1.640	92,2	4.000

Weitere HM-Sorten auf Anfrage lieferbar. // Further carbide grades available on request.

## ANWENDUNGSEMPFEHLUNGEN APPLICATION ADVICE

### WK03UF

Verbundwerkstoffe aus Holz, Kohlefaser verstärkte Kunststoffe, CFK.  
*Ultrafine grained grade with high wear resistance. Composites from wood and/or CFK.*

### WK05UF

Verbundwerkstoffe aus Aluminium und Holz, Glasfaser verstärkte Kunststoffe, GFK.  
*Ultrafine grained grade with high wear resistance and cutting edge stability. Composites from aluminium and wood and/or GFK.*

### WK08UF

Gehärtete Stähle, Nickelbasislegierungen, Buntmetall, Aluminium.  
*Submicron grained grade for mills to machine hardened steel, hard Al-alloys, non-ferrous metals.*

### WK12UF

Gehärtete Stähle, Hartguss.  
*Especially suited for hard machining.*

### WK10MG

Graphit (Diamant beschichtungsfähig).  
*Graphite (recommended for diamant coating).*

### WK40MG

Stahl, Titanlegierungen, Aluminium, Kunststoff, Holz.  
*High hardness and toughness for universal applications. Steel, Ti-alloys, aluminium, plastic industry, woodworking.*

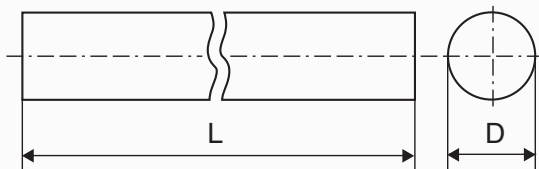
### BESTELLUNGEN // ORDERS:

Fax: (0049) 26 41-75 63 30 // E-Mail: info@hartmetall-wilke.de // www.hartmetall-wilke.de

# HARTMETALL RUNDSTÄBE – LÄNGE 330 MM TUNGSTEN CARBIDE RODS – LENGTH 330 MM

Standard HM-Sorten // Standard T.C. Grades: WK40MG

Rundstab L. 330 mm, geschliffen h6 //  
Round bar, length 330 mm, ground h6



D <sub>mm</sub>	D <sub>mm</sub>
3	21
4	22
5	23
6	24
7	25
8	26
9	27
10	28
11	29
12	30
13	32
14	34
15	35
16	36
17	38
18	39
19	40
20	42

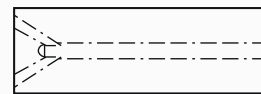
Andere HM-Sorten und Abmessungen auf Anfrage lieferbar. // Other carbide grades and sizes available upon request.

## SONDERFORMEN NACH ZEICHNUNG SPECIAL MILLING CUTTER BLANKS

Kugelkopf  
Ball Nose



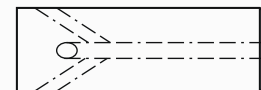
Axialer Kühlkanal mit Y-förmigem Austritt  
Axial Coolant Duct and Y-exit



Weldonschaft  
Weldon Shank



Axialer Kühlkanal mit lateralem Austritt  
Axial Coolant Duct and Lateral Exits



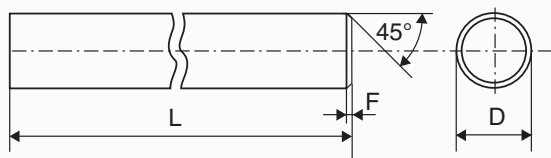


# HARTMETALL FRÄSER-ROHLINGE

## TUNGSTEN CARBIDE MILLING CUTTER BLANKS

Standard HM-Sorten // Standard T.C. Grades: WK40MG

Rundstab Fixlänge, geschliffen h6 // Round bar, fixed length, ground h6



D <sub>mm</sub>	L <sub>mm</sub>	D <sub>mm</sub>	L <sub>mm</sub>	D <sub>mm</sub>	L <sub>mm</sub>	D <sub>mm</sub>	L <sub>mm</sub>
3	30	6	40	10	50	16	75
3	35	6	45	10	60	16	83
3	40	6	50	10	66	16	93
3	42	6	52	10	70	16	100
3	45	6	54	10	72	16	110
3	50	6	55	10	73	16	130
3	55	6	58	10	75	16	150
3	60	6	60	10	80	16	250
3	65	6	62	10	85	16	270
		6	63	10	90		
4	45	6	65	10	100	18	93
4	50	6	68			18	100
4	55	6	70	12	60	18	150
4	60	6	75	12	70	18	250
4	65	6	80	12	73	18	262
4	70	6	85	12	75	18	270
4	75	6	90	12	80		
4	80	6	100	12	83	20	80
4	100	6	105	12	84	20	93
				12	100	20	100
5	40	7	60			20	105
5	50	7	80	14	60	20	120
5	55	7	120	14	70	20	125
5	58			14	75		
5	60	8	40	14	80	25	100
5	70	8	45	14	83	25	125
5	75	8	50	14	84	25	130
5	80	8	55	14	90	25	150
5	90	8	58	14	100	25	250
5	100	8	60				
		8	63				
		8	64				
		8	65				
		8	70				
		8	75				
		8	80				
		8	90				
		8	100				
		8	105				

Alle Zwischenabmessungen, Fixlängen, Fasen und andere HM-Sorten auf Anfrage lieferbar.  
All intermediate sizes, cut-to-size lengths, chamfer and other T.C. Grades available upon request.

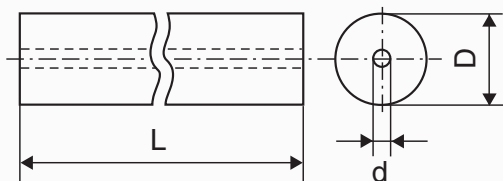
### BESTELLUNGEN // ORDERS:

Fax: (0049) 26 41-75 63 30 // E-Mail: info@hartmetall-wilke.de // www.hartmetall-wilke.de

# HARTMETALL RUNDSTÄBE MIT ZENTRALBOHRUNG TUNGSTEN CARBIDE RODS WITH 1 CENTRAL COOLANT DUCT

Standard HM-Sorten // Standard T.C. Grades: WK40MG

Rundstab L. 330 mm, geschliffen h6 // Round bar, length 330 mm, ground h6



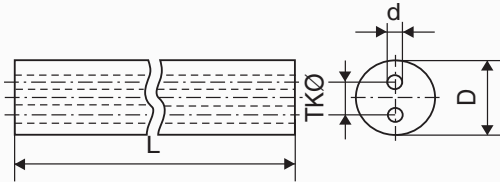
D mm	d mm	Tol. mm
4	0,6	+/-0,10
6	1	+/-0,15
8	1,3	+/-0,15
10	2	+/-0,20
12	2	+/-0,20
14	2	+/-0,20
16	2	+/-0,20
18	3	+/-0,25
20	3	+/-0,25
22	3	+/-0,25
24	4	+/-0,30
25	4	+/-0,30
26	4	+/-0,30
28	4	+/-0,30
30	5	+/-0,35
32	5	+/-0,35

Alle Sonderabmessungen und andere HM-Sorten auf Anfrage lieferbar. // All special sizes and other T.C. Grades available upon request.

# HARTMETALL RUNDSTÄBE – 2 PARALLELE KÜHLKANÄLE TUNGSTEN CARBIDE RODS – 2 PARALLEL COOLANT DUCTS

Standard HM-Sorten // Standard T.C. Grades: WK40MG

Rundstab L 330 mm, geschliffen h6 // Round bar, length 330 mm, ground h6



D mm	TK mm	Tol mm	d mm	Tol mm
6	1,4	+/-0,10	0,8	+/-0,10
6	2,9	+/-0,10	1	+/-0,10
7	1,4	+/-0,10	0,8	+/-0,10
7	3,4	+/-0,10	1	+/-0,15
8	2,45	+/-0,15	1	+/-0,10
8	3,85	+/-0,15	1	+/-0,15
9	2,45	+/-0,15	1	+/-0,10
9	3,85	+/-0,15	1,4	+/-0,15
10	2,45	+/-0,15	1	+/-0,10
10	4,85	+/-0,15	1,4	+/-0,15
11	3,35	+/-0,15	1,2	+/-0,15
11	4,85	+/-0,15	1,4	+/-0,15
12	3,35	+/-0,15	1,2	+/-0,15
12	5,85	+/-0,15	1,75	+/-0,15
13	3,35	+/-0,15	1,2	+/-0,15
13	5,85	+/-0,15	1,75	+/-0,15
14	4,85	+/-0,15	1,5	+/-0,15
14	6,85	+/-0,15	1,75	+/-0,15
15	4,85	+/-0,15	1,5	+/-0,15
15	6,85	+/-0,15	2	+/-0,15
16	4,85	+/-0,15	1,5	+/-0,15
16	7,85	+/-0,15	2	+/-0,20
17	6	+/-0,20	2	+/-0,20
17	7,85	+/-0,15	2	+/-0,20
18	6	+/-0,20	2	+/-0,20
18	8,85	+/-0,15	2	+/-0,20
19	6	+/-0,20	2	+/-0,20
19	8,85	+/-0,15	2	+/-0,20
20	6	+/-0,20	2	+/-0,20
20	9,8	+/-0,20	2,5	+/-0,25
25	7,3	+/-0,20	2	+/-0,20
25	11,75	+/-0,25	3	+/-0,25

Alle Sonderabmessungen und andere HM-Sorten auf Anfrage lieferbar. // All special sizes and other T.C. Grades available upon request.

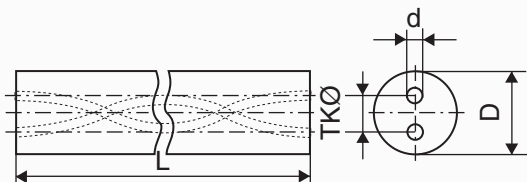
## BESTELLUNGEN // ORDERS:

Fax: (0049) 26 41-75 63 30 // E-Mail: info@hartmetall-wilke.de // www.hartmetall-wilke.de

# HARTMETALL RUNDSTÄBE – 2 KÜHLKANÄLE 30° VERDRALLT TUNGSTEN CARBIDE RODS – 2 COOLANT DUCTS, 30° HELICAL

Standard HM-Sorten // Standard T.C. Grades: WK40MG

Rundstab L. 330 mm, geschliffen h6 // Round bar, length 330 mm, ground h6



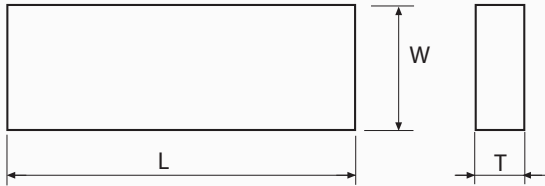
D mm	TK mm	Tol. mm	d mm	Tol. mm	Steigung/Pitch mm
6	2,4	+/-0,20	0,7	+/-0,10	32,65
7	3,5	+/-0,20	1	+/-0,15	38,09
8	3,8	+/-0,20	1	+/-0,15	43,53
9	4,5	+/-0,30	1,4	+/-0,15	48,97
10	4,5	+/-0,30	1,4	+/-0,15	54,41
11	4,9	+/-0,40	1,4	+/-0,15	59,86
12	5,85	+/-0,40	1,4	+/-0,15	65,30
13	6,1	+/-0,40	1,75	+/-0,20	70,74
14	6,7	+/-0,40	1,75	+/-0,20	76,18
15	7,3	+/-0,40	1,75	+/-0,20	81,62
16	7,9	+/-0,40	1,75	+/-0,20	87,06
17	8,5	+/-0,40	1,75	+/-0,20	92,50
18	9,15	+/-0,40	2	+/-0,25	97,95
19	9,7	+/-0,40	2	+/-0,25	103,39
20	9,9	+/-0,50	2	+/-0,25	108,83
21	10,65	+/-0,50	2	+/-0,25	114,27
22	11,1	+/-0,50	2	+/-0,25	119,71
23	11,7	+/-0,50	2	+/-0,25	125,15
24	12,3	+/-0,50	2	+/-0,25	130,59
25	12,8	+/-0,50	2	+/-0,25	136,03

Rundstäbe mit Kühlkanälen 40° verdrallt auf Anfrage lieferbar. // Round rods with cooling channels 40° twisted available on request.

# HARTMETALL FLACHSTÄBE ZUR METALLBEARBEITUNG TUNGSTEN CARBIDE FLAT BARS FOR METALWORKING

Standard Lager Abmessungen und HM-Sorten // Standard Stock Sizes and T.C. Grades: WK20MG

Type: WKM



T mm	W mm	L mm	T mm	W mm	L mm	T mm	W mm	L mm
1.3	3.3	330	2.8	14.3	330	4.3	16.3	330
1.3	4.3	330	2.8	16.3	330	4.3	18.3	330
						4.3	20.3	330
1.8	2.3	330	3.3	3.3	330	4.3	22.3	330
1.8	3.3	330	3.3	4.3	330	4.3	25.3	330
1.8	4.3	330	3.3	5.3	330	4.3	30.3	330
1.8	5.3	330	3.3	6.3	330	4.3	35.3	330
1.8	6.3	330	3.3	7.3	330			
1.8	8.3	330	3.3	8.3	330	5.3	5.3	330
1.8	10.3	330	3.3	9.3	330	5.3	8.3	330
			3.3	10.3	330	5.3	10.3	330
2.3	2.3	330	3.3	12.3	330	5.3	13.3	330
2.3	3.3	330	3.3	13.3	330	5.3	15.3	330
2.3	4.3	330	3.3	14.3	330	5.3	16.3	330
2.3	5.3	330	3.3	15.3	330	5.3	18.3	330
2.3	6.3	330	3.3	16.3	330	5.3	20.3	330
2.3	7.3	330	3.3	18.3	330	5.3	25.3	330
2.3	8.3	330	3.3	19.3	330	5.3	30.3	330
2.3	10.3	330	3.3	20.3	330			
2.3	12.3	330	3.3	22.3	330	6.3	6.3	330
2.3	13.3	330	3.3	25.3	330	6.3	12.3	330
2.3	15.3	330	3.3	30.3	330	6.3	16.3	330
2.3	16.3	330	3.3	32.3	330	6.3	20.3	330
2.3	18.3	330				6.3	25.3	330
2.3	20.3	330	4.3	4.3	330			
2.3	25.3	330	4.3	5.3	330	7.3	7.3	330
			4.3	6.3	330			
2.8	4.3	330	4.3	8.3	330	8.3	8.3	330
2.8	6.3	330	4.3	10.3	330			
2.8	8.3	330	4.3	12.3	330	10.3	10.3	330
2.8	10.3	330	4.3	13.3	330			
2.8	12.3	330	4.3	14.3	330	12.3	12.3	330

Alle W-Zwischenabmessungen und Fixlängen auf Anfrage lieferbar. // All intermediate sizes W and cut-to-size lengths available upon request.



## BESTELLUNGEN // ORDERS:

Fax: (0049) 26 41-75 63 30 // E-Mail: info@hartmetall-wilke.de // www.hartmetall-wilke.de

HARTMETALL

**WILKE**<sup>®</sup>

CARBIDE



**GESTEIN**  
**STONE**



## HARTMETALL SORTEN FÜR GESTEIN TUNGSTEN CARBIDE GRADES FOR STONE


Sorte Grade	Korngröße Grain size	Kobaltgehalt Cobaltcontent %	Dichte Density g/cm <sup>3</sup>	Härte Hardness		Biegebruchfestigkeit Transverse rupture strenght N/mm <sup>2</sup>
				HV30	HRA	
WB20	Medium+	7,8	14,80	1.260	89,0	2.250
WB30	Medium+	11,5	14,30	1.120	87,6	2.700
WB40S	Coarse	12,5	14,20	1.070	87,0	2.850
WB40	Medium	15,0	14,00	1.120	87,6	3.000
WB40+	Medium+	15,0	14,00	990	86,0	2.800
WB25G	Coarse	10,0	14,50	960	85,7	2.500

Weitere HM-Sorten auf Anfrage lieferbar. // Further carbide grades available on request.

# HARTMETALL PLATTEN TUNGSTEN CARBIDE PLATES


roh gesintert // raw sintered

HM-Rechteckplatten // T.C. Plates rectangular



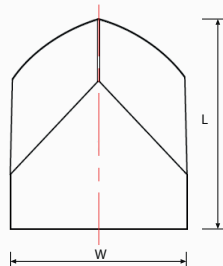
L mm	W mm	T mm
18.0	18.0	2.7
18.0	18.0	3.0
20.0	8.0	6.0
20.0	12.0	2.0
20.0	12.0	5.0
20.0	15.0	5.0
20.0	20.0	4.0
20.0	16.0	3.0
25.0	10.0	1.0
25.0	10.0	2.0
25.0	12.0	5.0
30.0	5.0	6.0
30.0	8.0	6.0
30.0	20.0	6.0
30.0	20.0	8.0
30.0	30.0	2.7
30.0	30.0	8.0
30.0	30.0	10.0
32.0	8.0	8.0
32.0	18.0	3.0
32.0	18.0	4.0
33.0	18.0	3.0
34.0	27.0	2.5
35.0	6.0	6.0
38.0	13.0	4.0
40.0	10.0	1.0
40.0	14.0	5.0
40.0	15.0	1.0
40.0	15.0	2.0
40.0	15.0	2.5
40.0	15.0	3.0
40.0	30.0	2.0
40.0	30.0	3.0
40.0	30.0	4.0
40.0	30.0	5.0
40.0	40.0	2.7
45.0	10.0	4.0
45.0	12.0	3.0
45.0	15.0	3.0
45.0	18.0	2.7
45.0	18.0	3.0
45.0	18.0	4.0
45.0	18.0	5.0
45.0	20.0	4.0





L mm	W mm	T mm
47.5	10.0	1.0
48.0	17.0	2.0
50.0	7.0	3.0
50.0	18.4	3.0
50.0	20.0	3.0
55.0	7.0	3.0
60.0	20.0	4.0
60.0	25.0	3.0
60.0	30.0	5.0
60.0	30.0	4.0
65.0	10.0	1.0
65.0	10.0	4.0
71.0	10.0	3.0
85.0	10.0	3.0
85.0	10.4	3.0
85.0	10.6	3.3
85.0	12.5	3.0
120.0	15.0	2.0

HM-Sonderplatte  
*T.C. Plates special shape*



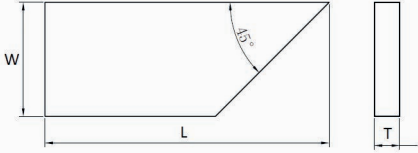
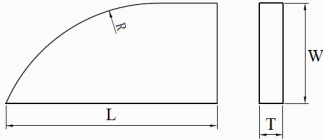
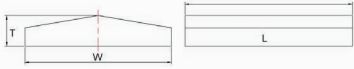
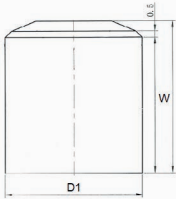
L mm	W mm	T mm
27.0	22.5	12.0

Vorbelotete HM-Platten sowie andere Abmessungen und Ausführungen auf Anfrage lieferbar.  
*Prebrazed T.C. Plates and other sizes as well as other executions available upon request.*

**BESTELLUNGEN // ORDERS:**

Fax: (0049) 26 41-75 63 30 // E-Mail: info@hartmetall-wilke.de // www.hartmetall-wilke.de



	L mm	W mm	T mm
<b>HM-Platten 45°</b> <i>T.C. Plates 45°</i> 	35.0	20.0	4.0
	41.0/21.0	20.0	4.0
	45.0	15.0	3.0
	45.0	18.0	3.0
	45.0	18.0	4.0
	45.0	18.0	5.0
	45.0	20.0	4.0
	50.0	20.0	3.0
	72.41	18.4	3.0
<b>HM-Platten mit Radius</b> <i>T.C. Plates with radius</i> 	28.0	30.0/26.4	3.0
	38.0	18.0	2.0
	38.0	18.0	3.0
	38.0	18.0	4.0
	38.0	18.0	5.0
	42.5	26.4	3.0
	45.0	18.0	2.7
	45.0	18.0	3.0
	45.0	20.0	2.7
<b>HM-Dreiecksplatten</b> <i>T.C. Plates triangular</i> 	27.5	24.0	5.0/3.0
	32.5	24.0	4.0/2.0
	37.5	19.5	14.0
	45.0	16.0	6.5
	50.0	20.0	10.0
<b>HM-Stifte</b> <i>T.C. Pins</i> 	Ø10.8	12.0	
	Ø14.9	15.0	

Vorbelotete HM-Platten sowie andere Abmessungen und Ausführungen auf Anfrage lieferbar.  
*Prebrazed T.C. Plates and other sizes as well as other executions available upon request.*


**BESTELLUNGEN // ORDERS:**

Fax: (0049) 26 41-75 63 30 // E-Mail: info@hartmetall-wilke.de // www.hartmetall-wilke.de


HARTMETALL

**WILKE**<sup>®</sup>

CARBIDE



**VERSCHLEISSCHUTZ**  
**WEAR PARTS**



# HARTMETALL SORTEN FÜR VERSCHLEISSSCHUTZ

## TUNGSTEN CARBIDE GRADES FOR WEAR PARTS

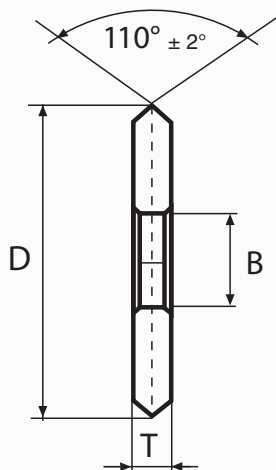
Sorte Grade	Korngröße Grain size	Kobaltgehalt Cobaltcontent %	Dichte Density g/cm <sup>3</sup>	Härte Hardness		Biegebruchfestigkeit Transverse rupture strenght N/mm <sup>2</sup>
				HV30	HRA	
WK15M	Medium	7,0	14,80	1.470	91,0	2.300
WK20	various	8,5	14,60	1.300	89,5	2.100
WG10	Medium+	6,0	14,85	1.420	90,6	2.800
WG20	Medium+	12,0	14,20	1.180	88,2	3.500
WG30	Medium+	15,0	13,95	1.070	87,0	3.600
WG55	Coarse	22,0	13,25	770	83,0	2.500
WG60	Coarse	25,0	13,00	740	82,5	2.400
WK10Ni+	Medium	10,0 Ni	14,60	1.210	88,0	2.200

Weitere HM-Sorten auf Anfrage lieferbar. // Further carbide grades available on request.

# HARTMETALL FLIESENSCHNEIDRÄDCHEN TUNGSTEN CARBIDE TILE CUTTING WHEELS

Standard HM-Sorte // Standard T.C. Grades: WK20

	D <sub>mm</sub>	T <sub>mm</sub>	B <sub>mm</sub>
Schneide geschliffen // cutting edge ground	6.35	1.0	1.6
	8.0	1.2	2.1
	9.0	1.0	2.0
	10.0	1.2	2.1
	10.0	2.9	4.1
	12.0	3.0	4.0
	12.9	3.1	3.1
	14.0	1.5	6.1
	14.0	2.0	6.0
	15.0	1.5	6.1
	15.0	2.8	6.1
	15.0	3.0	5.1
	18.0	1.5	6.1
	18.25	3.0	6.0
	20.0	3.0	5.0
	22.0	2.0	6.1
	22.0	4.7	6.1
	22.0	4.8	6.1



TIN-Beschichtung auf Anfrage lieferbar. // Tin-coating available upon request.

Andere Abmessungen und Schneidwinkel auf Anfrage lieferbar. // Other sizes and cutting angles available upon request.

# HARTMETALL SONDER- UND VERSCHLEISSTEILE TUNGSTEN CARBIDE SPECIAL- AND WEAR PARTS

Für Ihre Sonderwerkzeuge, sowie als Verschleißschutz an Ihren Werkzeugen, Maschinen und Anlagen, fertigen wir zeichnungsgebundene Hartmetall-Sonder- und Verschleißteile aller Art. Falls keine Zeichnungen zur Verfügung stehen, kann auch entsprechend Ihrer Muster gefertigt werden.

For your special tools and as wear protection of your tooling or machinery and equipment, we produce any Tungsten Carbide Special- and Wear Parts in accordance to your drawings or samples.

**Verschleißschutz-Verbesserung // Improved wear resistance**  
**Rüstkosten-Senkung // Decreased set-up cost**  
**Stillstand-Minimierung // Reduction of still stand- and downtime**

# UNSER PRODUKTIONSPROGRAMM

## OUR PRODUCT RANGE

### HM-Werkzeuge für die Holzbearbeitung

- Sägezähne, Abstreifer
- Rechteck- und Quadratstäbe
- Rundstäbe
- Hobelmesser- und Papiermesserleisten
- Wendeplatten
- Blanketts zum Profilieren
- Dübellochbohrer

### HM-Werkzeuge für die Metallbearbeitung

- Rundstäbe, roh und h6 geschliffen
- Rechteck- und Quadratstäbe
- Flachformbohrer
- Wendeplatten, Klemmhalter
- Sonderformen/Ronden

### HM-Verschleißschutz für/in der

- Landwirtschaft
- Berg- und Straßenbau
- Tunnelbau
- Bauindustrie
- Fördertechnik
- Recycling - Zerkleinerung

### HM-Werkzeuge für Textilmaschinen

- Scherenteile
- Büchsen/Hülsen
- Einsätze, auch in geschliffener Feinstriffelung
- Lagerbolzen

### HM-Werkzeuge für Fliesenleger und Glasindustrie

- Schneidrädchen
- Reisserplatten, Reissnadelspitzen
- Einsätze für Hämmer

### HM-Werkzeuge für die Keramik-Industrie

- Mundstückkerne
- Mahlsteine: Vollhartmetall oder Hartmetall-bestückt
- Aufprallplatten, Abrisskanten

### HM-Sonderwerkzeuge für/in der

- Automobilindustrie
- Maschinenbau
- Papier- und Druckindustrie
- Lebensmittelindustrie

### Schichtfolienlote – Silberhartlote & Flussmittel

- L-AG 4900
- L-AG 49/CU
- H-Paste
- H-Spezial
- H-285

### T.C. for Woodworking Tools

- Saw Tips, Strobe Blanks
- Rectangular and Square Bars
- Rods
- Strips for Paper- and Planer Knives
- Indexable Inserts
- Blanks for Profiling
- Drill Tips

### T.C. for Metalworking Tools

- Rods, raw sintered and ground h6
- Rectangular and Square Bars
- Flat Drill Bits
- Inserts, Clamp Mounting
- Special Parts/Round Blanks

### T.C. Wear Protection for

- Agriculture Industry
- Mining and Road Construction
- Tunneling
- Construction
- Conveyor Technology
- Recycling and Crushing Industry

### T.C. Wear Parts for Textile Machines

- Knives and Sizzles
- Bushings and Nozzles
- Inserts, also with riffle ground ultrafine
- Bearing Bolts

### T.C. Tools for Tiles & Glass

- Cutting Wheels
- Tearing Tips, Tile Scribers
- Tips for Hammers

### T.C. Wear Parts for Ceramic Industries

- Nozzle Inserts
- Millstones, Solid or Carbide Tipped
- Impact Plates, Tear-off Bar

### T.C. Special Tools for

- Automotive Industry
- Machine Tool Industry
- Paper and Printing Industry
- Food Industry

### Silver Solders & Flux

- L-AG 4900
- L-AG 49/CU
- H-Paste
- H-Spezial
- H-285

#### BESTELLUNGEN // ORDERS:

Fax: (0049) 26 41-75 63 30 // E-Mail: info@hartmetall-wilke.de // www.hartmetall-wilke.de

**HARTMETALL UND  
WERKZEUGSYSTEME WILKE GMBH**

Wiesenweg 13  
53474 Bad Neuenahr-Ahrweiler  
GERMANY

Tel.: (0049) 26 41-75 63 0  
Fax: (0049) 26 41-75 63 30  
e-mail: [info@hartmetall-wilke.de](mailto:info@hartmetall-wilke.de)

**[www.hartmetall-wilke.de](http://www.hartmetall-wilke.de)**

**HARTMETALL**

***WILKE***<sup>®</sup>

**CARBIDE**



